

## Summary Feedback

(Combined feedback broadcasted at multiple times this week)

### **PRE-RECORDED: Basildon FRCR 2B 'A to Zee' Course 2020**

## **Session 6/38**

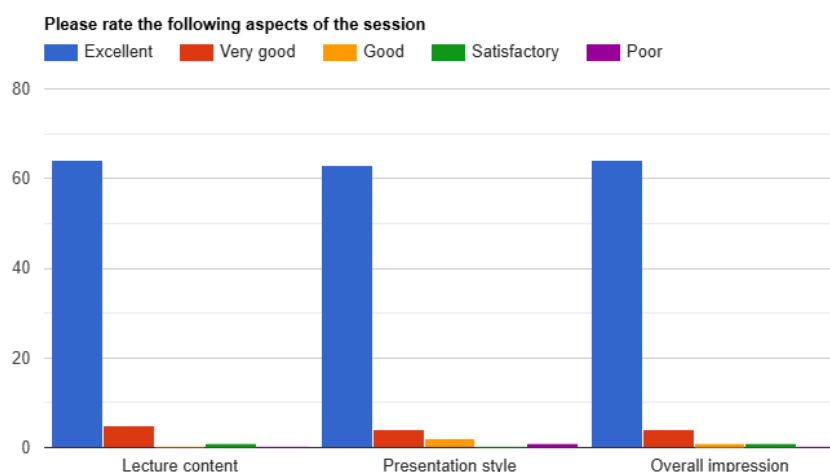
### **Chest - Lung Infections & Tumours**

**(26<sup>th</sup> & 27<sup>th</sup> April 2025)**

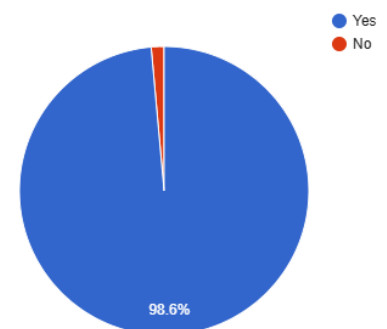
**Lecturer: Samavia Raza**

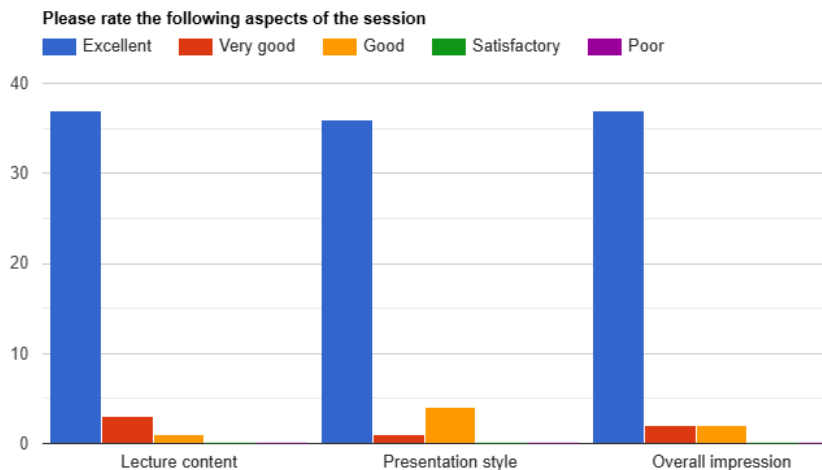
#### **Summary Points:**

- Total Attendees: 352 from 36 Countries (Algeria, Australia, Bahrain, Bangladesh, Dominica, Egypt, Ethiopia, Ghana, Hong Kong, India, Indonesia, Iraq, Israel, Jordan, Kenya, Libya, Malaysia, Myanmar, Namibia, Nepal, Netherlands, Nigeria, Norway, Oman, Pakistan, Qatar, Saudi Arabia, Singapore, South Africa, Sri Lanka, Sudan, Swaziland, Türkiye, UAE, UK, Zimbabwe).
- Total duration: 3 hours (each session broadcasted thrice during the week)
- Total feedback received from 124 participants, from three different broadcasts

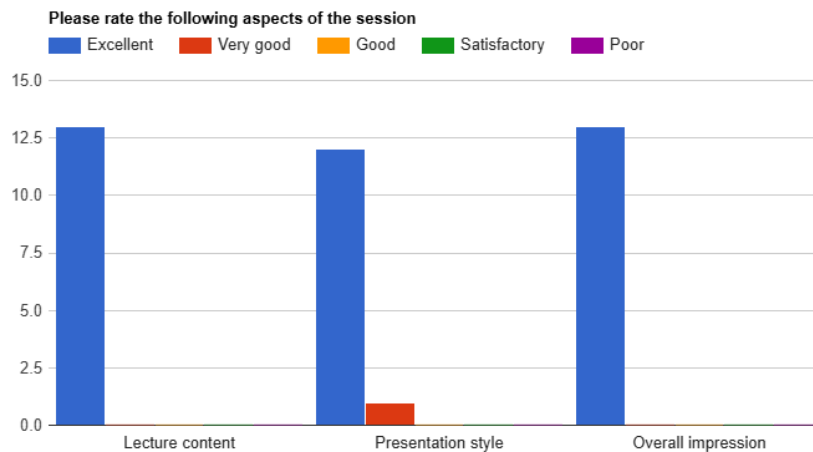
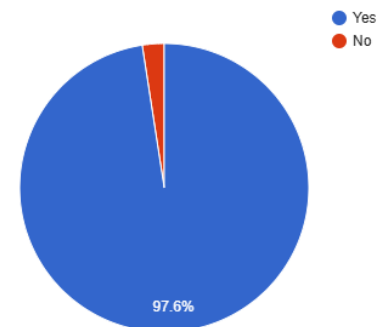


Did you find it useful  
70 responses

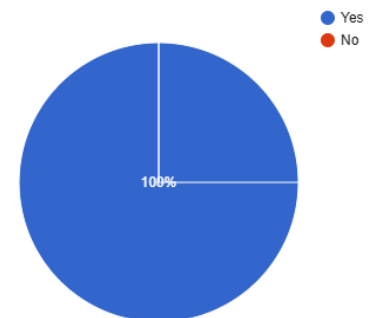




Did you find it useful  
41 responses



Did you find it useful  
13 responses

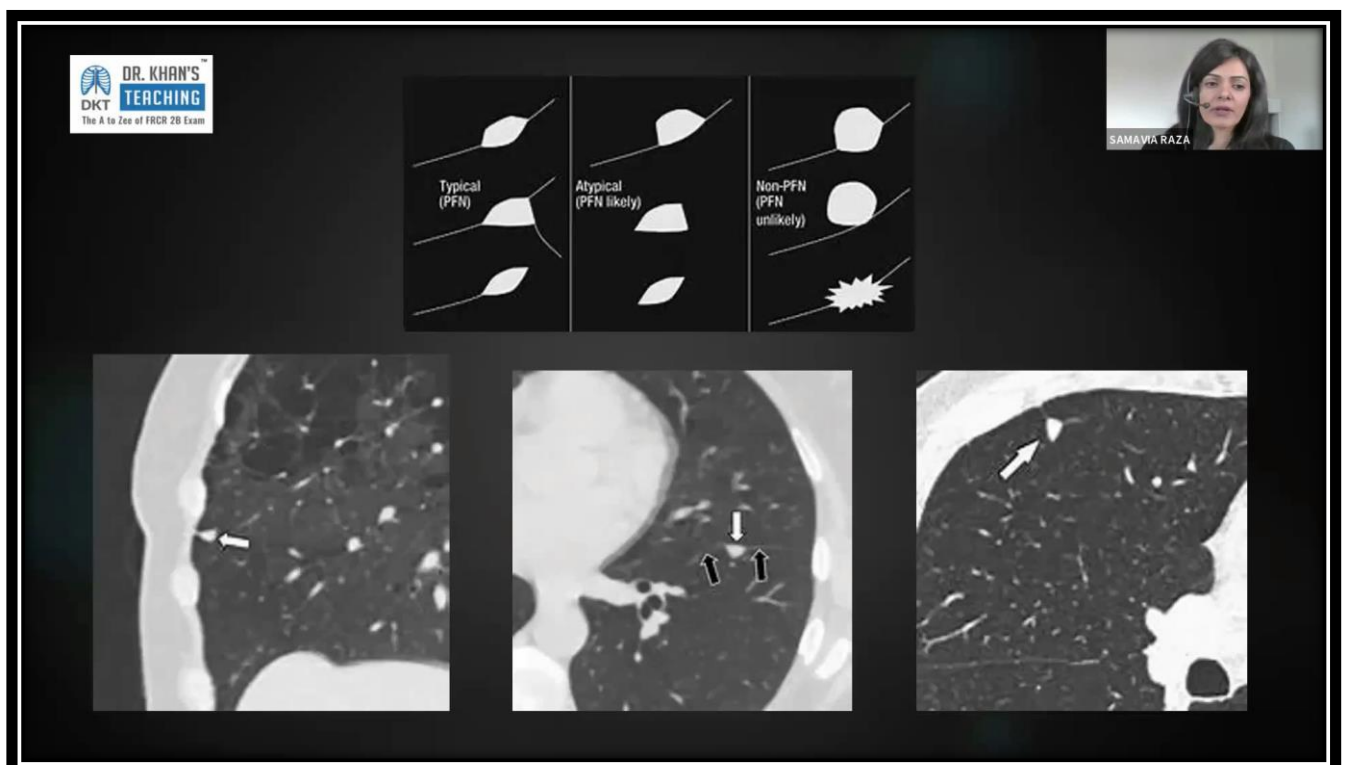


## Testimonials

- Great collection of cases, most of the important topics and key points were covered. By the end of class, I knew what topics are important and what kind of questions are asked. Thank you (India).
- Differentiating active from old infection and importance of follow up in recurrent or non-resolving consolidation were useful (UK).
- Very patiently explained & simplified the basic practical aspects of reporting chest imaging, clearing the subtle doubts & confusions, which actually arising in day to day practice. Thank you Dr. Raza for enlightening my chest imaging knowledge (India).
- Amazing presenter with nice presentation which extensively covered cases (Netherlands).
- Excellent teaching by Dr. Samavia Raza, many of my concepts have cleared. Thanks a lot (Pakistan).
- Excellent real life scenarios (Saudi Arabia).
- Very wonderful teaching, Thank you so much for this brilliant lecture (Libya).
- Extensive but understandable. A lot of things were simplified (Nigeria).
- Very good teaching and differentiating points description was very helpful (Pakistan).
- Very detailed informative scheme for lung nodules and infections (Egypt).
- Covering the basics and involving the audience was useful (Botswana).


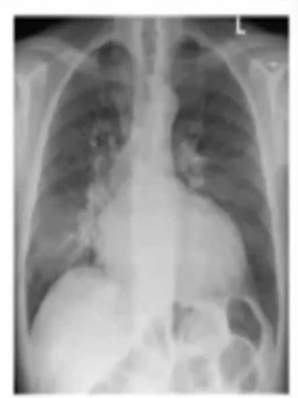
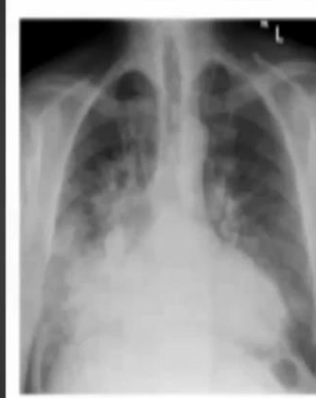
- Excellent teaching session (Algeria).
- The multiplicity of cases was great (Iraq).
- Useful revision of a volatile topic (Ethiopia).
- All of it was useful (Oman).
- Imaging and explanation were useful (Malaysia).
- A whole comprehensive revision was useful (Pakistan).
- Concepts were useful (India).
- Very helpful (Pakistan).
- Cases and teaching were useful (Saudi Arabia).
- Useful and valuable recall of information (Pakistan).
- Very powerful presentation (UAE).
- Lecture content was useful (Malaysia).
- It's all useful (UAE).
- Excellent lecture with good exam oriented topics (India).
- Approach and algorithms were useful (Zimbabwe).
- Presentation was useful (UK).
- The lecture on neoplasms was useful (Pakistan).
- Presenter's discussion was useful (Australia).
- Thanks Dr. Sami & Dr. Samavia Raza. Very good and very informative (Pakistan).
- All good lecture (UK).
- Thank you very much for these sessions! Very appreciated (UK).
- Excellent as always (Pakistan).
- Very good. Keep up the good work!! (Pakistan).
- Awesome as usual (UAE).
- Excellent session (India)
- Excellent as always (India).
- Variety of cases and teaching style were useful (Pakistan).
- Excellent presentation and presenter (Egypt).
- Wonderful session (Pakistan).
- Very good and useful presentation with good tips (Botswana).
- Great session! (Norway).
- Excellent lecture (UK).
- Excellent as always (Pakistan).
- Good lecture (India).
- Awesome forum to learn radiology. May Allah bless you in abundance, Dr. Khan and his dedicated brilliant team (Pakistan).
- Excellent lecture (India).
- Very useful (Pakistan).
- Very good session (UK).
- Very impactful session (Nigeria).
- Super excellent (Nigeria).
- It's the best (Pakistan).
- It was perfect (UAE).
- A relatively pragmatic approach to an otherwise very frustrating topic (Pakistan).
- Good lecture (Sudan).
- It's great (Egypt).
- Latest information in a wonderful presentation (Pakistan).

- It's nice (Yemen).
- Useful (Pakistan).
- Lecture content was very helpful (UK).
- Teaching and selection of cases were amazing (Pakistan).
- Good cases (UK).
- It's a great teaching session (Zimbabwe).
- I liked the detailed discussion (Oman).
- Very useful (India).
- Content and delivery were great (UK).
- Imaging description and differentials, points and tips to differentiate were very helpful (Pakistan).
- It was perfect (UAE).
- Teaching was amazing (Nigeria).
- Excellent details for every topic (Pakistan).
- Detailed description of the pathology (UK).
- Amazing slides presentation (Saudi Arabia).
- Very rich and a lot of information (Sudan).
- Excellent lecture with good exam oriented topics (India).
- All of it was great sir very useful & valuable (Egypt).
- Good lecture but hard one (UK).
- Amazing lecture (India).
- Nice coverage (Iraq).
- Case based explanation and clearly explained important concepts (Egypt).
- Important tips and advice. Interesting cases (Algeria).
- Practical points with example images (UK).
- Clear approach to lung pathology (South Africa).





## “consolidation” in heart failure



=====XX=====XX=====